

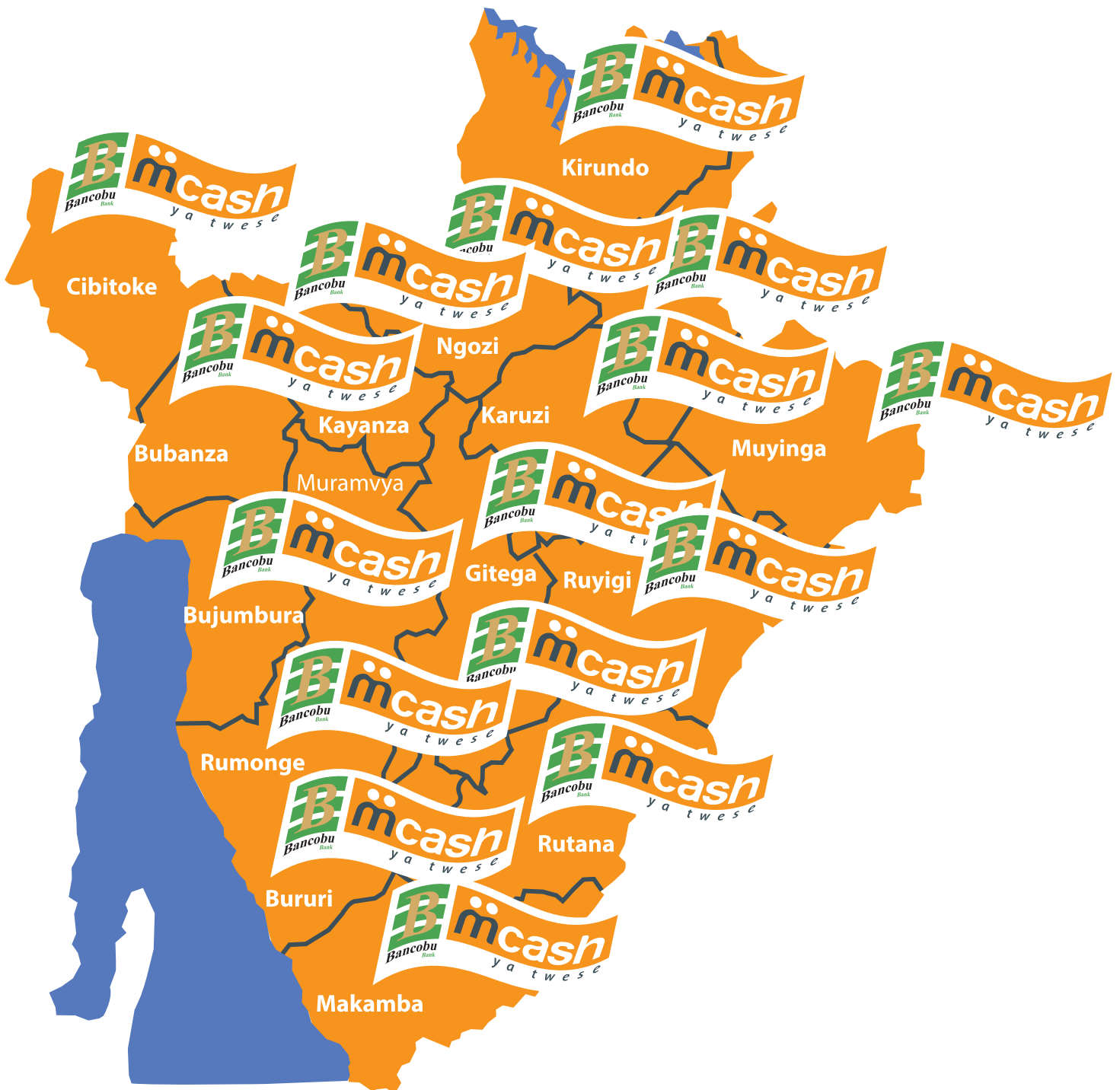

*Enjoy our
Range of products*














ACTIVITY REPORT AND FINANCIAL STATEMENTS

ON DECEMBER 31, 2017

Submitted to the Ordinary General Assembly of Shareholders
of March 9, 2018
58th FINANCIAL YEAR



CONTENTS

	BANCOBU PRODUCTS AND SERVICES.....	2
	KEY INDICATORS 2013-2017.....	9
	SPEECH OF THE PRESIDENT OF THE BOARD OF DIRECTORS	12
	ACTIVITY REPORT OF THE BOARD OF DIRECTORS	15
	REPORT OF THE AUDITOR	25
	RESOLUTIONS OF THE ORDINARY GENERAL ASSEMBLY OF SHAREHOLDERS.....	26
	RESOLUTIONS OF THE EXTRAORDINARY GENERAL ASSEMBLY OF SHAREHOLDERS.....	28
	STATEMENT OF FINANCIAL POSITION.....	29
	STATEMENT OF COMPREHENSIVE INCOME.....	30
	STATEMENT OF CHANGES IN EQUITY.....	31
	STATEMENT OF CASH FLOW.....	32



- ✓ *Deposit*
- ✓ *withdraw*
- ✓ *Transfert funds*
- ✓ *Pay Bills*




*** 1 6 1 #**

SMS Banking



*Wherever you are,
your **Bank**
is **with you.***





***ALL YOUR BANKING TRANSACTIONS
WHEREVER YOU ARE, AT YOUR PACE***



Secured freedom



e-banking

Personal & Business

Bancobu CARD /ATM

- Discover the security and ease of the Bancobu card
- Withdrawals with private card or VISA card 24/7 on Bancobu ATMs
- Check your account balance and history
- Pay goods and services at merchants
- Make transfers between your different accounts at Bancobu

web

- Remote account consultation
- Remotely edit the account statement
- Check remotely the exchange rate
- Make transfert orders

Visa Cash Advance

- With your VISA Card, withdraw cash in BIF from our branches
- Available during business hours

Bancobu-Mcash

- Use your finger or your mobile device to:
 - Withdraw and deposit money through our network of agents spread across the country
 - Instantly transfert your funds to friends, family, and business partners everywhere accrsss Burundi
- Bancobu-Mcash is availbale on all type of mobile devices and accross all telecom operators in Burundi

Prepaid Visa

- Travel with ease with your prepaid VISA card
- Accss your funds 24h/24, 7 days a week
- Withdraw your funds in more than 1 million ATMs around the world
- Pay for your purchases at millions of merchants in more than 185 countries
- Enjoy the convenience of online shopping
- No obligation to have a bank account

Western Union

- Instant transfer to Burundi and across the world
- More than 235,000 agents around the world
- World No. 1 in quick transfer



BANCOBU PRODUCTS AND SERVICES



Entreprise Accounts

Term deposit

- Minimum deposit of BIF 5.000.000
- Term to agree
- Negotiable interest rate
- Fixed capital during the term
- Interest available at term

Flexi-savings

- Minimum deposit of BIF 5.000.000
- 12 mnths term and above
- Negotiable interest rate
- Revisable capital during the term
- Interest available at term

Business loan

- Equipement loan
- investissement loan
- Credit line
- Documentary loan
- Discount on invoice
- Bank guarantee



Personnal Accounts

Current account

- Minimum deposit of BIF 50.000
- Your funds are secure
- Access to our wide network of our agencies open 7 days a week
- Free access to Webbanking to manage your account remotely
- Access to loan and savings products
- Intra or inter bank account transfert
- International Transfert

Currency account

- Minimum deposit of USD 50 or EUR 50
- No account management fees
- Free access to Webbanking to manage your account remotely
- Access to loan and savings products
- Access to our wide network of our agencies open 7 days a week
- International Transfert
- Exchange rate

Terimbere loan

- Easy for young economic operators without real guarantee
- Amount up to BIF 5 millions
- Repayment period: 1 year

Crédit Express

- Advance on salary up to 80% on net salary
- Usable over a period of 6 months
- Funds available in less than 12 hours
- Guaranteed by the assignment of salary

Group loan

- Group loan on salary
- Favorable interest rate
- Repayment period: up to 5 years
- Guaranteed by the assignment of salary and the solidarity guarantee
- Monthly payment retained by the Employer is paid to the bank

Joined account

- Minimum deposit of BIF 50.000
- Common management of your assets
- Security of your funds
- Access to our wide network of our agencies open 7 days a week
- Free access to Webbanking to manage your account remotely
- Access to loan and savings products
- Intra or inter bank account transfert
- International Transfert
- Exchange rate

Future Savings account (Deposit book)

- Minimum deposit of BIF 50.000
- No account management fees
- compensation with an annual rate of 4.5%



Bancobu
Bank

Une tradition de bien faire

Since 1960

AT THE ERA OF DIGITALIZATION AND MULTICHANNEL

We optimize the client's experience on all touchpoints



Gaspard Sindayigaya

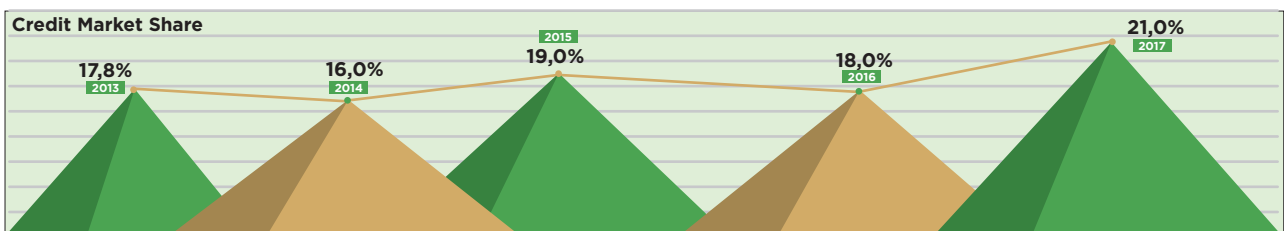
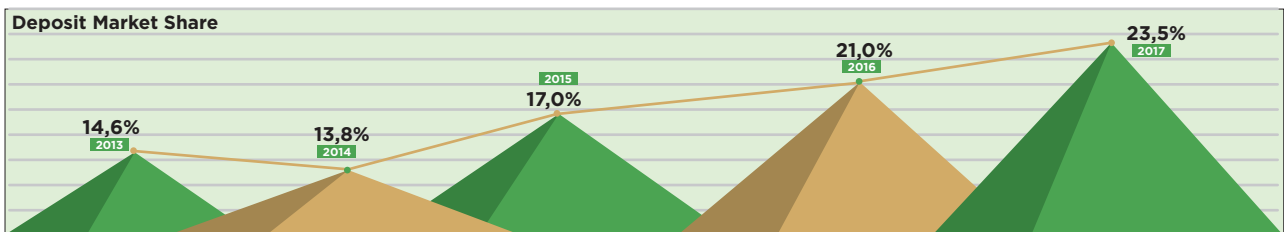
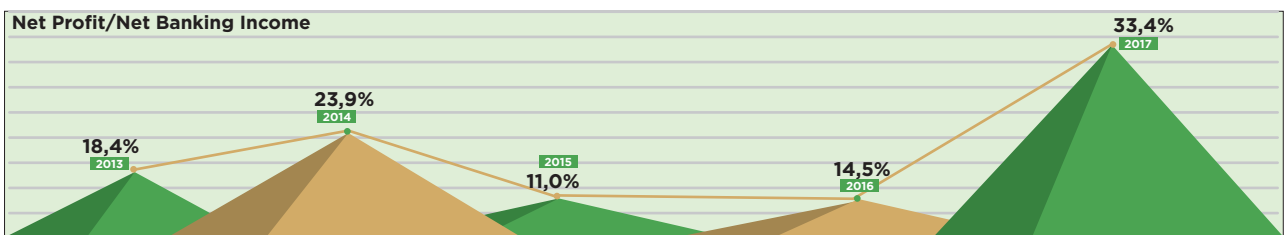
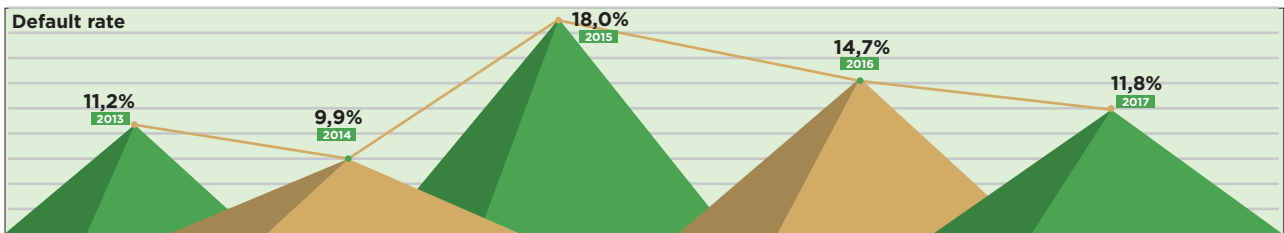
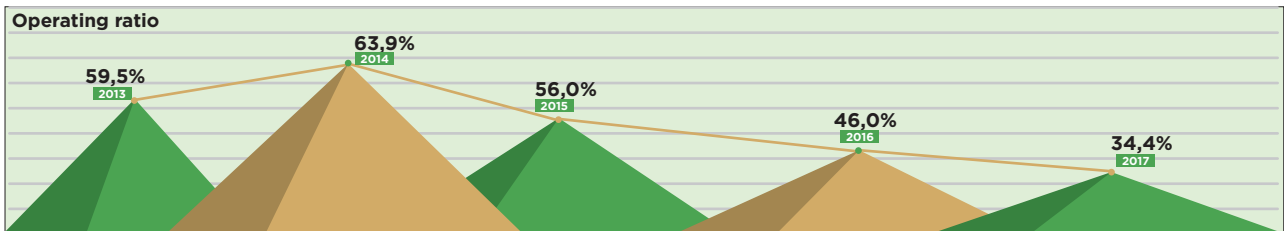
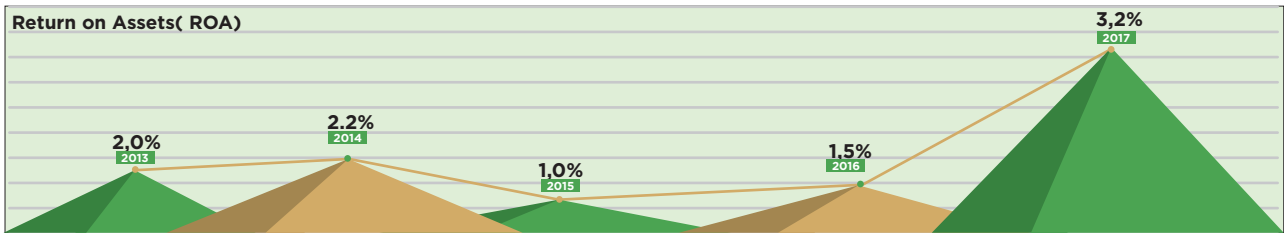
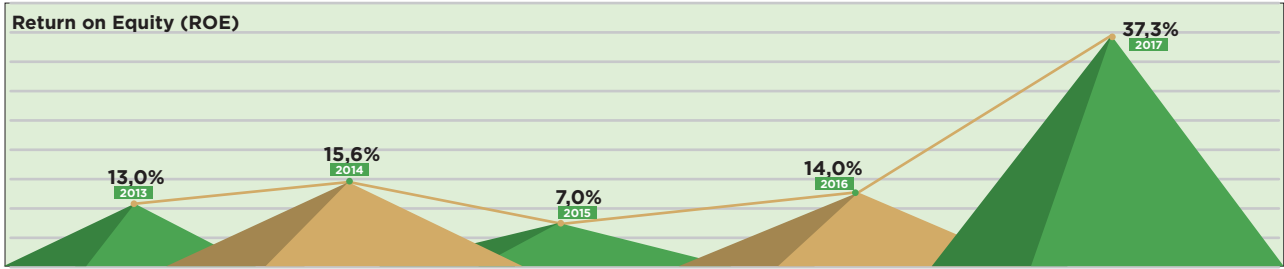
Managing Director



Sylvère Bankimbaga

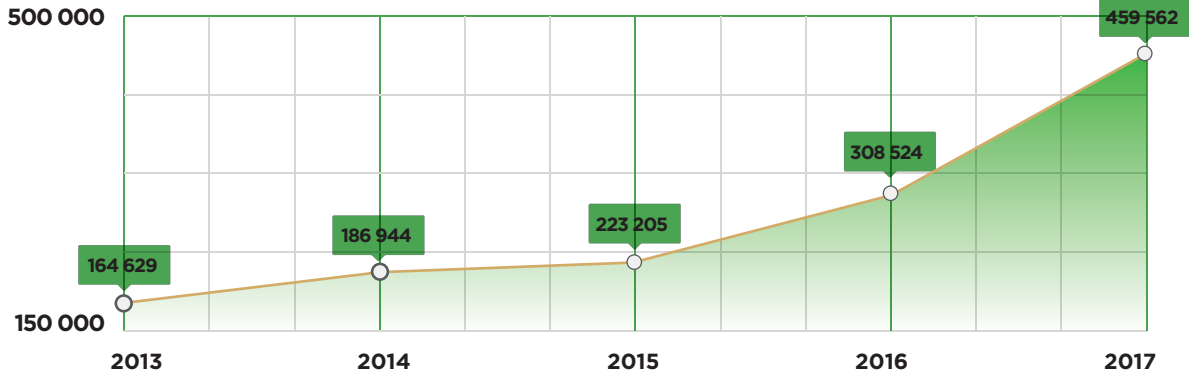
Deputy Managing Director

PROFITABILITY, MANAGEMENT RISK, MARKET SHARES

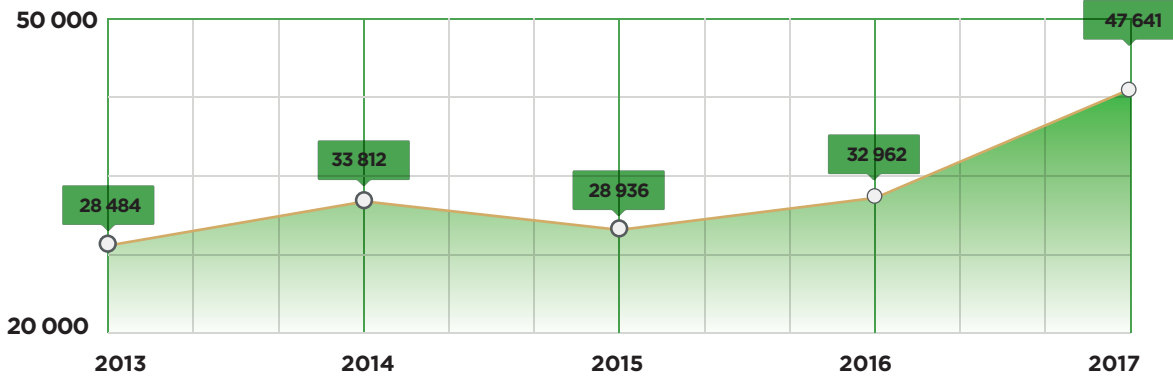


BALANCE SHEET AND INCOME STATEMENT in millions BIF

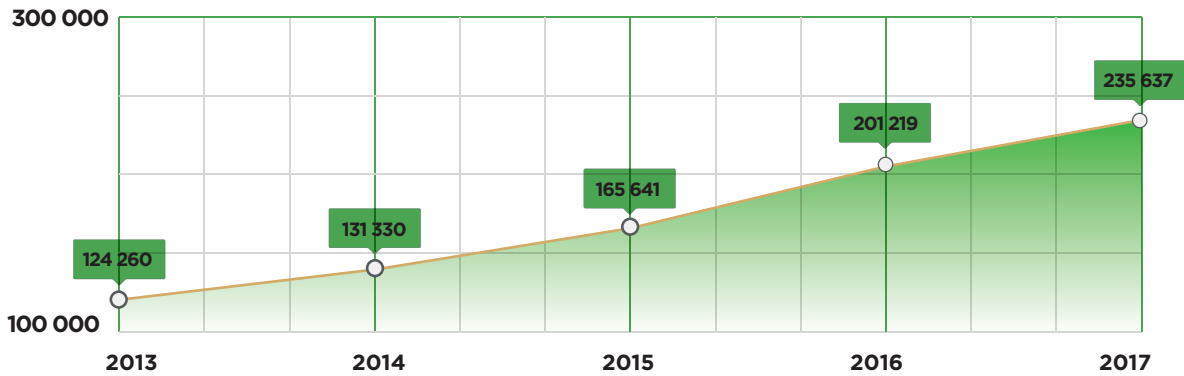
Total Balance sheet



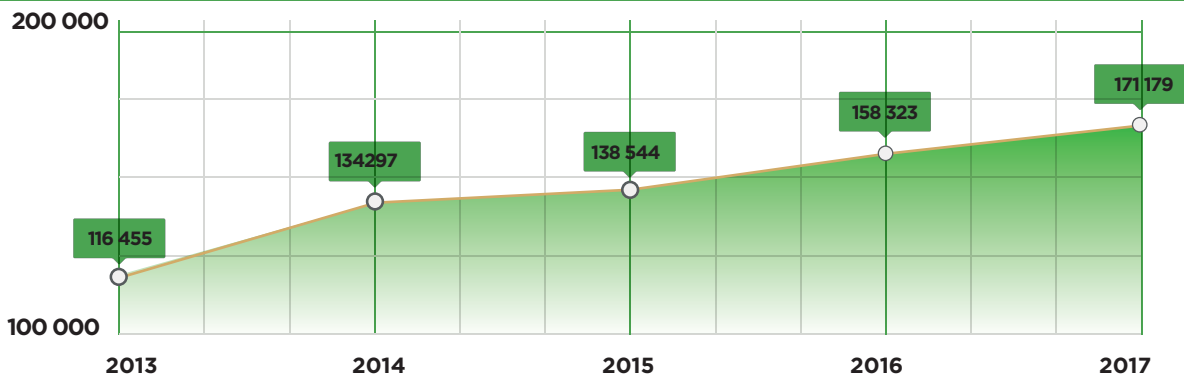
Equity



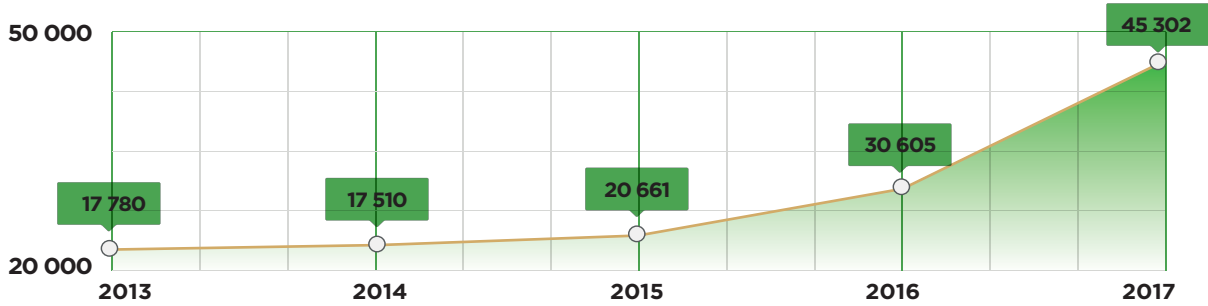
Customer deposits



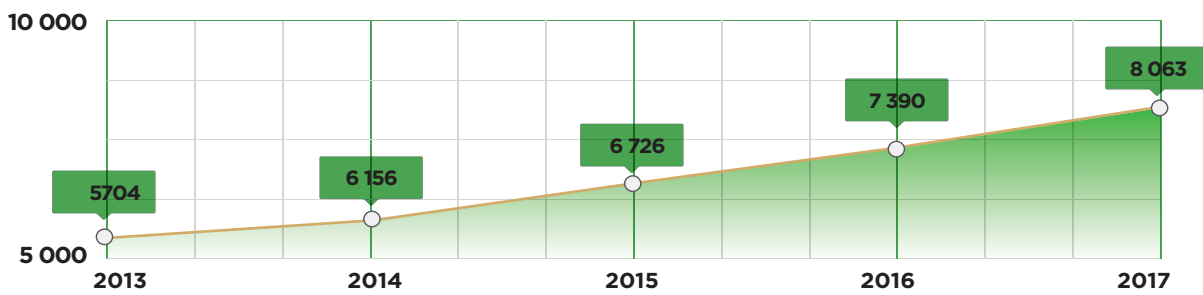
Customer credits



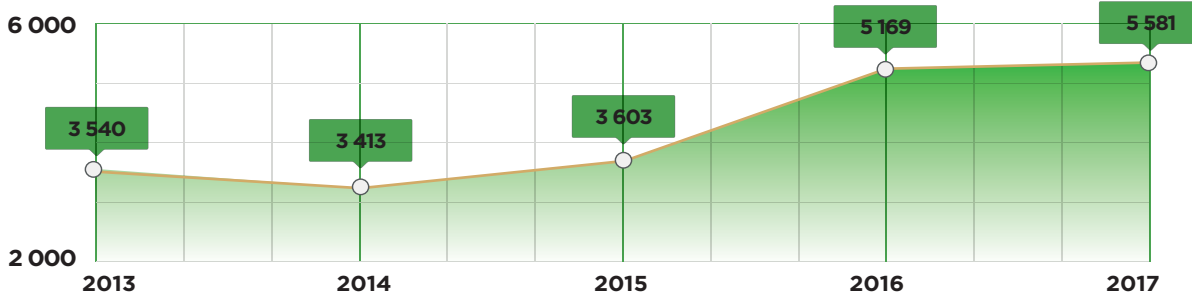
Net banking income



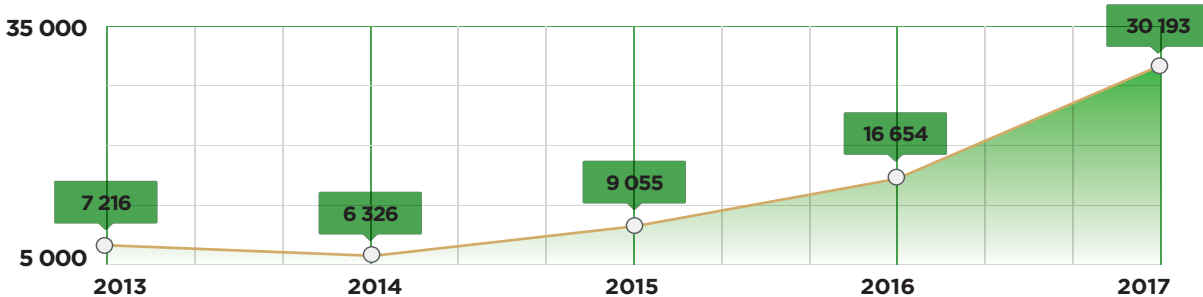
Staff costs



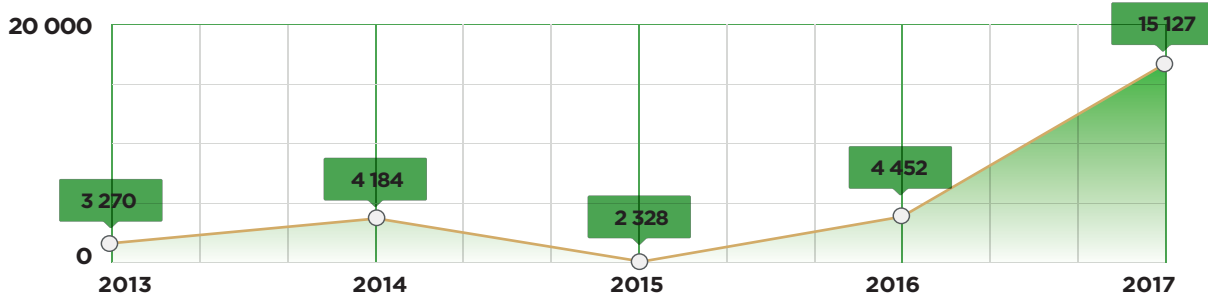
Other operating expenses



Gross operating income



Net Profit





To consolidate the achievements of the 2013-2017 Action Plan, we have just launched a new Transformation Plan of the Bank for the 2018-2022 period; a plan that focuses on innovation, productivity and profitability.

Léa Ngabire

President of the Board
of Directors

Ladies and Gentlemen, Dear Shareholders,

On behalf of the Board of Directors of the Commercial Bank of Burundi and on my own behalf, we are delighted to address you during the Ordinary General Assembly for the financial year ended on December 31, 2017 and which coincides with the 58th financial year.

We are gathered here in order to showcase the main activities carried out during the 2017 financial year as well as the financial statements for the same year.

Before the actual presentation of this report, it is worth assessing the environment in which the Bank's activities have been conducted.

Burundi remains in a state of economic fragility following the suspension of the financial assistance from major donors, the significant decrease in foreign exchange reserves, the gradual rise in prices of imported goods and the reduction of investments. Despite this difficult economic environment, the banking sector has generally remained capitalized, solvent and profitable enough according to the central bank (BRB) report.

In terms of regulation, the reforms in the banking sector are going on, especially the promulgation of the new law governing banking activities (August 2017). This law provides major innovations in terms of bank governance such as the introduction of independent directors, the reference shareholder and a new approach to litigation management with clients.

Regarding the activities themselves, the Bank has just completed the implementation of its 2013-2017 Action Plan and the evaluation of its 2013-2017 Business Plan shows very satisfactory achievements as you will have the opportunity to read it in our activity report.

Along the way, the staff and governance structures of the Bank have demonstrated an exemplary adaptation capacity as a result of a strict compliance with the Bancobu's core values. The implementation of these core values has enabled the Bank to record very appreciable performances.

We provide you with some highlights.

The net profit for the year 2017 has increased more than threefold to reach 15.1 billion of Burundian Francs following a modulated strategy throughout the year which prioritizes the allocation of funds to more profitable and less risky jobs. Also, the Bank confirms its leading position on the local market and aims, in its perspectives, to align on the standards of other banks in the sub-region.



**SPEECH OF THE PRESIDENT OF THE BOARD OF DIRECTORS
DURING THE ORDINARY GENERAL ASSEMBLY OF SHAREHOLDERS
FOR THE YEAR ENDED ON DECEMBER 31, 2017**

Ladies and Gentlemen, Dear Shareholders,

To consolidate the achievements of the 2013-2017 Action Plan, we have just launched a new Transformation Plan of the Bank for the 2018-2022 period; a plan that focuses on innovation, productivity and profitability.

This Transformation Plan will be accomplished through a 2018-2022 Business Plan, a management tool that can evolve based on the opportunities and constraints of the business environment in general. Already, the financial results for the first months of 2018 indicate even better performances.

The year 2018 will also be characterized by the implementation of the following actions:

- the continuation of studies on the construction of a commercial and administrative building facility at the Branch located in the City Center ;
- the development of electronic banking and a wide distribution of digitized products;
- the strengthening of the compliance policy and the overall risk management ;
- the capacity building of the staff in various business areas ;
- the more active participation in the financial market ;

With the support of all shareholders and of all of the Bank's structures, we are committed to succeeding in this challenge and to provide all stakeholders with the value.

Finally, we thank all the clients for their trust, the Bank staff for their dedication as well as the shareholders yourselves for your continued support.

The activity report of the Board of Directors for the 2017 financial year includes:

- The facts of the economic and financial environment ;
- The assessment results of the Action Plan and of the 2013-2017 Business Plan ;
- The social audit ;
- The activities related to the social responsibility;
- The perspectives.

O

ECONOMIC AND FINANCIAL ENVIRONMENT

Burundi remains in a state of economic fragility following the suspension of the financial assistance from major donors, the significant decrease in foreign exchange reserves, the inflation of imported prices and the reduction of investments.

In its report on the business conditions indicators of December 2017, the central bank, BRB, emphasizes that the deficit of public finances and the one of the trade balance have worsened. The general deficit (including grants) has dropped from -29,804.7 million of Burundian Francs to -48,823.2 million of Burundian Francs and the trade balance deficit from -838.5 million of Burundian Francs to -1,053.5 million of Burundian Francs.

The external debt increased by 7.5% and amounted to 778,633.4 million of Burundian Francs and the growth rate of the domestic debt increased by 20.0% and amounted to 1,649.3million of Burundian Francs, of which more than 85% is the debt towards the banking sector. The inflation rate reached 10.0%.

Despite this economic environment, the banking sector has generally remained capitalized, solvent and profitable enough.

Concerning the regulation, reforms in the banking sector continue, especially the promulgation of the new law governing banking activities (August 2017) and many texts leading to the convergence with international and regional standards (EAC)

This law provides major innovations in terms of bank governance such as the introduction of independent directors, the reference shareholder and a new approach to litigation management with clients.

1 EVALUATION OF THE ACTION PLAN AND BUSINESS PLAN 2013-2017

1.1 REMINDER OF STRATEGIC PRIORITIES AND EVALUATION OF THE 2013-2017 ACTION PLAN



Following each of these strategic priorities, an Action Plan has defined activities to be carried out over the 2013-2017 period. The evaluation of this Action Plan reflects very significant achievements whose main ones are listed below:

At the level of the priority of the organizational and managerial excellence, the main achievements are:

- The adoption of an anti-money laundering and anti-terrorism funding policy embodied in particular by the setting up of a filtering solution for FIRCO operations;
- The adoption of a continuity policy in the management of activities including a backup site which is being installed;
- The preparation of financial statements in accordance with IFRS (International Financial Reporting Standards);
- The setting up of performance contracts in order to increase the accountability of human resources and to move towards a performance evaluation ;
- The migration to a new banking platform Amplitude V10.1 provided by the publisher SOPRA BANKING SOLUTIONS to modernize our technological capacity, prior to any innovation ;
- The overall overhaul of the Bank's organization in order to reposition the Bank's key business areas with a particular attention on the unification of the sales force, the general management of risks, the permanent control of transactions and the strengthening of the information systems .

B ACTIVITY REPORT
 OF THE BOARD OF DIRECTORS
 FINANCIAL YEAR: 2017
Bancobu
 Bank

At the level of the priority of a market expansion, the main achievements are:

- The extension of the network to increase the number of branches and counters by 43 sites on December 31, 2017 versus 37 sites on December 31, 2013, ie one operating site each year. There were 59,374 customer accounts on December 31, 2017 versus 42,637 on December 31, 2013, that is a general increase of 16,737 accounts over the four years ;
- The diversification of incomes and services and the introduction of new distribution channels such as the electronic banking (ATM), the mobile banking (sms, ussd) and webbank;
- The setting up of the Bancobu-Mcash mobile network which has managed 240,274 accounts on December 31, 2017 versus 16,274 accounts on December 31, 2013 ;
- The card issuance activity registered 2,126 cards in circulation on December 31, 2017 versus only 116 cards on December 31, 2013.

At the level of the priority of seeking partnerships and the reinforcement of the equity, the Bank keeps this option. However, this option has been modulated over time and for the time being the Bank has just entered into a partnership with BIAT Consulting, a firm backed by the Arab International Bank of Tunisia (BIAT), a leading commercial bank in Tunisia. This firm will assist the Bank in the implementation of its new transformation action plan for the period between 2018 and 2022.



I.2. EVALUATION OF THE 2013-2017 BUSINESS PLAN:

ENABLING GROWTH INDICATORS

I.2.1. PROFITABILITY, MANAGEMENT RISK, MARKET SHARES

	2013	Objectives in 2017	Achievements in 2017	Achievement rate
Profitability of the Equity	12,1%	20,7%	31,8%	+
Profitability of Assets	2,0%	2,3%	3,3%	+
Operating ratio	59,5%	55,0%	33,4%	+
Default rate	10,8%	8,0%	11,8%	-
Net Profit/Net Income	18,4%	27,1%	33,4%	+
Deposit Market Share	14,5%	30,0%	19,9%	-
Credit Market Share	18,5%	27,0%	24,8%	-

In analyzing the content of this table, it is conspicuous that the Bank has managed to achieve and even to exceed business plan objectives in terms of the profitability of the equity (31.8% versus 20.7% expected) and the assets (3.3% versus 2.3% expected) even though the market shares of deposits (19.9% versus 30.0%) and the credits (24.8% versus 27.0%) remain below the expectations. The default rate of credits is above the expectations (11.8% versus 8.0%) but it remains inferior to the average of the whole sector which is 15%.

At the level of management, the Bank has demonstrated a good control of expenses given the evolution of the operating ratio set at 33.4% versus 55% expected

I.2.2. BALANCE SHEET AND INCOME STATEMENT (IN MILLIONS OF BIF) :

	2013	Objectives in 2017	Achievements in 2017	Achievement rate
Total Balance sheet	163 184	377 227	459 563	+
Equity	27 078	42 333	47 641	+
Customer deposits	125 501	306 551	235 637	-
Customer credits	109 409	283 168	154 643	-
Net banking income	17 799	32 214	45 301	+
Staff costs	5 705	10 953	8 064	+
Other operating expenses	3 627	6 765	5 582	+
Gross operating Income	7 216	12 505	30 193	+
Net Profit	3 270	8 744	15 127	+

At the level of the large masses of the balance sheet and the income statements, the achievements far exceed the forecasts of the Business Plan except for credits and deposits.

It is a pleasure to find out that the Bank records the first position in terms of market share of the credits even if its business plan has been accomplished to the extent of 50%. While comparing BANCObU to the entire banking sector, the Bank is also ranked first in terms of the total balance sheet, the net banking income, the net profit and the profitability of the equity and assets.

The Bank has also managed to achieve the objective provided for in terms of equity in the absence of a support of a financial partner of reference and despite the low subscription rate of the shares issued in 2014. This increase in equity is due to the positive evolution of incomes during the period of the 2013-2017 Business Plan and the consequent maintenance of reserves.

In conclusion, the objectives of the 2013-2017 Business Plan were widely achieved and the Bank has consolidated its market leading position while it was in the third position during the launch of the Strategic Plan.

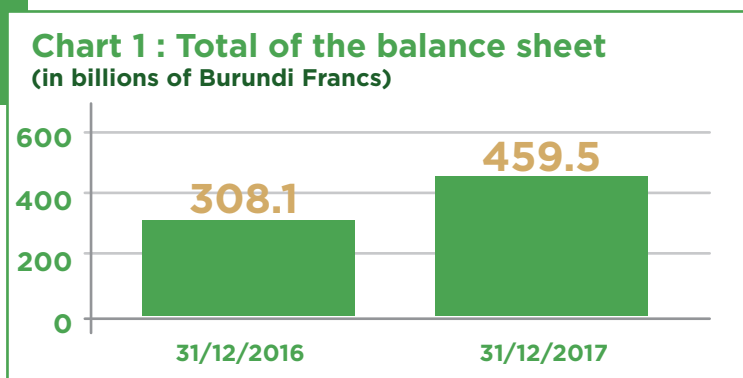
2 FINANCIAL STATEMENTS DURING THE 2017 FINANCIAL YEAR

2.1 PROGRESS OF THE BALANCE SHEET

From one year to the next one, the balance sheet has experienced a positive evolution as a result of the growth of the Bank's activities during the 2017 financial year. This is illustrated by the evolution of the total balance sheet, the outstanding amount of customer loans, the financial investments, the outstanding amount of customer deposits and the equity.

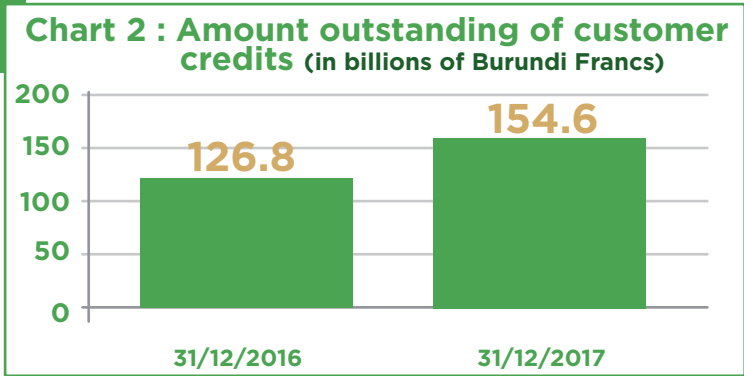
+49%

The total of the balance sheet is 459.5 billion of Burundian Francs on December 31, 2017 versus 308.5 billion of Burundian Francs on December 31, 2016, representing an annual growth of 49 % (+151.0 billion).



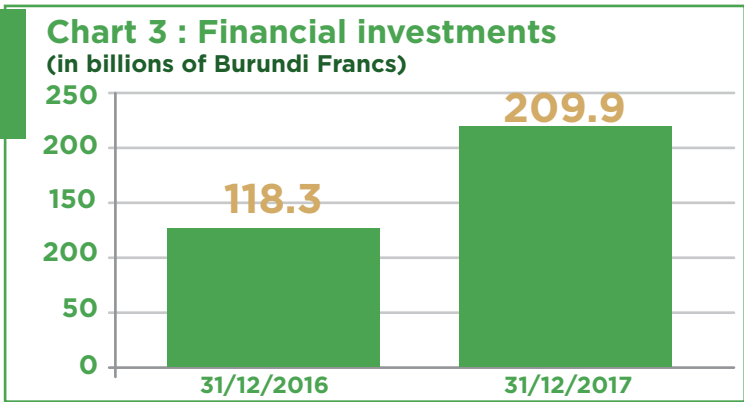
+22%

The lending activity has registered an increase of 22% or + 27.8 billion because the amount outstanding of net credits and advances to customers has increased from 126.8 billion to 154.6 billion of Burundian Francs from one year to the next one.

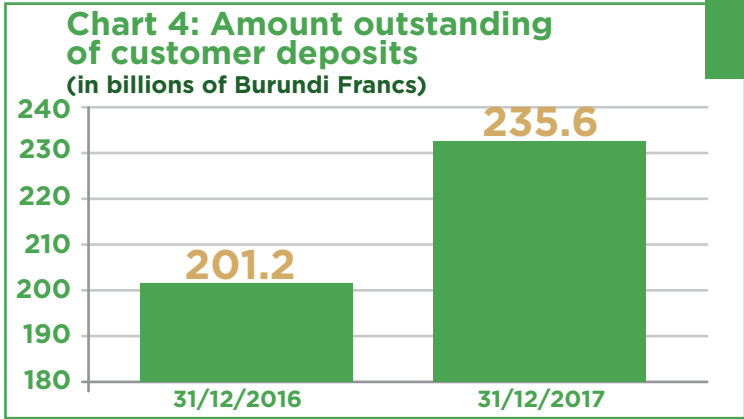


+17%

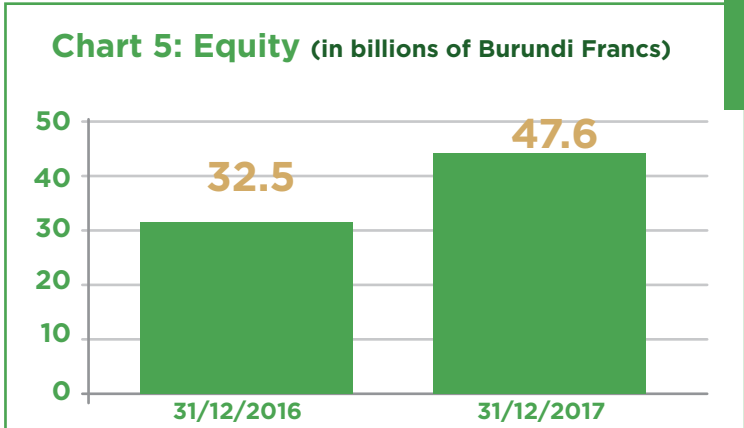
Investments in held-to-maturity financial assets increased from 91.6 billions of Burundian Francs (77%) to 209.9 billion. This growth is due to the policy of a reallocation of more resources in jobs that are more liquid and less risky, for instance the investments in treasury securities.



+17%



The customer deposits have registered a growth of 17% or + 34.4 billions of Burundian Francs and amounted to 235.6 billion on December 31, 2017 versus 201.2 billion of Burundian Francs on December 31, 2016.

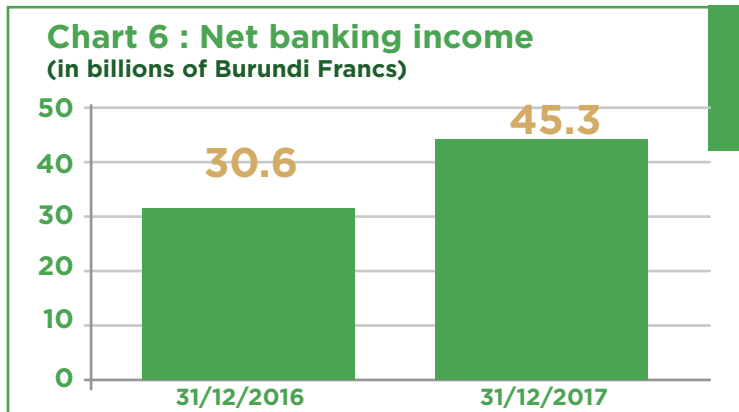


+45%

From one year to another, the equity has increased by 45% or + 14.7 billions of Burundian Francs and amounted to 47.6 billion of Burundian Francs on December 31, 2017 versus 32.9 billion of Burundian Francs on December 31, 2016. This change is mainly due to the very good performance in 2017 and the allocation of the 2016 income.

2.2 EVOLUTION OF COMPREHENSIVE INCOME

In order to report on the Bank's profitability, the most significant intermediate management balances will be presented. These include the net banking income, general expenses, gross operating income and net income

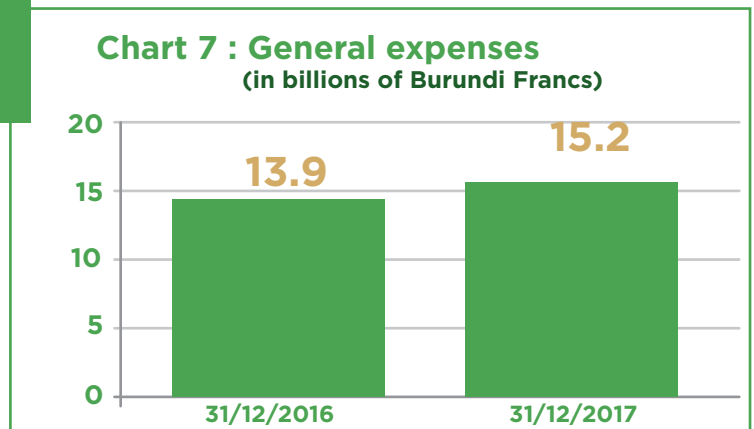


+48%

The Net Banking Income registered a significant growth of 48% (+ 14.7 billions of Burundian Francs) and amounted to 45.3 billion of Burundian Francs on December 31, 2017 versus 30.6 billion of Burundian Francs on December 31, 2016. This change is the result of an exceptional growth of incomes on treasury securities (+ 7.2 billion of Burundian Francs).

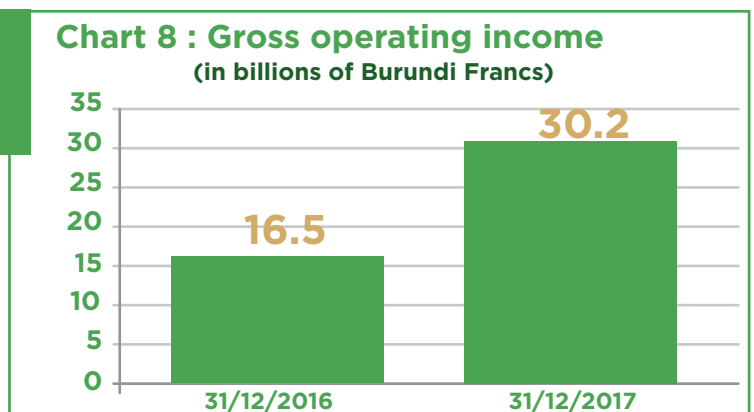
8%

The general expenses (staff costs, operating expenses, amortization expenses) increased from 13.9 billion of Burundian Francs on December 31, 2016 to 15.2 billion of Burundian Francs on December 31, 2017, a slight increase of 8% or + 1.1 billion of Burundian Francs.



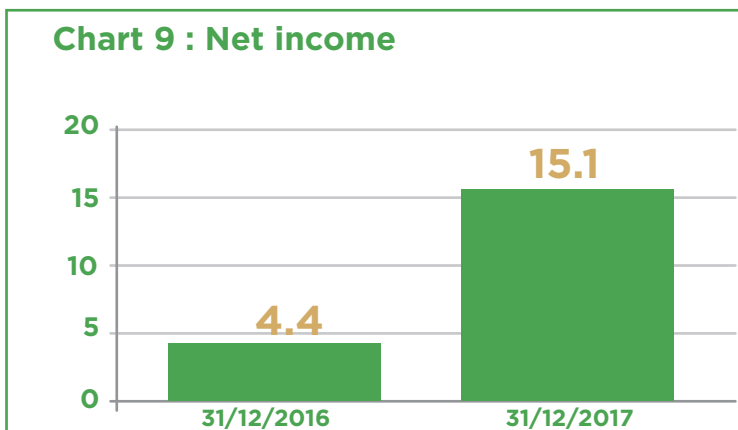
81%

By increasing from 16.6 billion of Burundian Francs in 2016 to 30.2 billions of Burundian Francs in 2017, the gross operating income registered a significant increase of 81% or +13.6 billions of Burundian Francs thanks to the good growth of the Net Banking Income combined with the good control of the expenses especially the general expenses.



B ACTIVITY REPORT
OF THE BOARD OF DIRECTORS
FINANCIAL YEAR: 2017
Bancobu
 Bank

The net income for the financial year increased more than threefold from 4.4 billions of Burundian Francs on December 31, 2016 to 15.1 billions of Burundian Francs on December 31, 2017; this was due to a strategy set throughout the year to focus on allocating resources to more profitable and less risky jobs. The return on equity has more than doubled from 14% to 32%. The same is true for the return on all assets (1.4% versus 3.3%).



3 SOCIAL REPORT

Each year, the Bank also continues its program of improving the socio-professional conditions of its staff. This is done through training, contribution to supplementary pension funds, costs of health care and granting loans to the staff. The Bank also supports sports and humanitarian initiatives of the staff through the Club BOS (BANCOBU Omnisport) and these are taken by the female staff especially on the International Women's Day.

From the 401 staff members on December 31, 2016, the total number of staff members has experienced a net increase of 20 staff members and has reached 421 staff members on December 31, 2017 as a result of the network extension and the activity growth. The Bank's staff comprises 173 female staff members and 248 male staff members.

During the financial year 2017, the Bank adopted a temporary staff system so as to meet occasional needs. It is also another approach to reduce the unemployment level of young graduates and to give them the opportunity to gain experience in banking matter.

4 SOCIAL RESPONSIBILITY

The Bank supports the initiatives of the surrounding communities as a part of its social responsibility policy. It intervenes depending on the following major priorities: social, humanitarian, charitable actions and sponsorship for cultural and sports events.

Concerning social and humanitarian priorities, the Bank has continued its support mainly to the Club ROTARY in its support program for the poor. It also continues to support initiatives in the area of fighting against HIV/AIDS. As for the sponsorship for cultural and sports events, the Bank supports mainly the promotion of Burundian athletes through the Burundi Athletics Federation.

5 PERSPECTIVES

5.1 Strategic Vision

The strategic vision of Bancobu published in its 2020 Strategic Plan is based on the 3 strategic priorities as already indicated in the previous pages. This vision is also validated for the period of 2022.

Indeed, Bancobu has ambitions of leadership over the domestic market, ambitions for excellence and even regional ambitions. It would like to be asserted as a local actor of reference at all levels and to distinguish itself through innovation and quality of service.

The ambition is in place, initiatives have been initiated, some have been imposed by the market such as the development of Bancobu Mcash, others such as the information system, the marketing, in order to provide Bancobu with modern production and management tools and a thorough strategic approach allowing to:

- Consolidate the positioning of Bancobu on its market so as to make it a major and key actor;
- Prioritize the possible improvement levers covering all of the whole activities of the Bank and to further provide a coherence and rationalization to the initiatives undertaken or to be undertaken.

5.2. Transformation Plan for the 2018-2022 period

The perspectives themselves are reflected in the Bank's new Transformation Action Plan for the 2018-2022 period.

In order to remain on the top of its development and to consolidate the good results of 2017, the first priority of this new Plan is the permanent search for productivity and profitability.

The key indicators projected in 2022 are listed below:

PROFITABILITY, MANAGEMENT RISK, MARKET SHARES

	2022
Return on Equity(ROE)	23.0%
Return on Assets(ROA)	2.2%
Operating ratio	45.0%
Default rate	4.0%
Net Porfit/Net Banking Income	26.1%
Deposit market share	29.0%
Credit market share	21.0%

BALANCE SHEET AND INCOME STATEMENT Billions BIF

	2022
Total Balance Sheet	1,117.9
Equity	99.5
Customer Deposit	646.2
Customer Credit	354.8
Net Banking Income	93.6
Gross Operating Income	51.4
Net Profit	24.4

The success of this transformation plan requires a thorough work in the commercial, back office and risk sectors, as well as a thorough review of cross-disciplinary sectors, supporting the three operational sectors. For this purpose, the 2018-2022 Action Plan is based on the following priorities:

- Business Development
- Optimization of back offices
- Performance management
- Budgetary System and Control
- Risk management
- Improvement of cross-company functions: Human Resources, Organization, General Control, Information System, Communication, Innovation and Quality of Service

Each of these priorities will be the subject of a mega-project.

During this year 2018, the Bank is implementing two mega-projects related to the performance management and the Information System as well as the optimization of back office resources.

Opinion

We have conducted an audit of the financial statements of the Commercial Bank of Burundi (BANCOBU), comprising the statement of the financial situation on December 31, 2017, and the statement of the general income, the statement of variations in equity and the statement of the cash flow for the ended financial year as well as the attached notes, including the summary of main accounting procedures.

In our opinion, the attached financial statements present fairly, in all material respects, the financial position of the financial situation of the company on December 31, 2017 as well as the financial performance for the ended year on that date, in accordance with the international financial reporting standards IFRS and in accordance with the accounting standards for commercial banks in the Republic of Burundi. The net income for the year ended on that date is fifteen billions one hundred and twenty-six millions eight hundred and ten thousand Burundian Francs (15, 126,810,000 Burundian Francs) while the total general income is fifteen billion five hundred and thirty one million nine hundred and fifty nine one thousand Burundian francs (15,531,959,000 Burundian Francs). The total of the balance sheet is set at four hundred fifty-nine billion five hundred and sixty-two million eight hundred and thirty-three thousand Burundian francs (459,562,833,000 Burundian Francs).

Foundation of the opinion

We conducted our audit based on International Standards on Auditing. Our responsibilities within the framework of these standards are more fully described in the "Auditor's Responsibilities for Auditing Financial Statements" section of this report. We are independent from the organization in accordance with the Code of Ethics of Professional Accountants of the Council for International Standards of Accounting Ethics (the IESBA Code) and the rules of professional conduct that apply to the audit of financial statements in Burundi and we fulfilled our other ethical responsibilities in accordance with these rules and the IESBA code. We believe that the audit evidence that we have obtained is sufficient and appropriate to provide a foundation for our audit opinion.

GPO Partners Burundi S.P.R.L

First resolution:

The Ordinary General Assembly of Shareholders of BANCOBU, deliberating in accordance with Articles 37, 41 and 49 of the Bank's statutes, after reviewing the report of the Board of Directors for the financial year 2017, unanimously approves this report.

Second resolution:

The Ordinary General Assembly of Shareholders of BANCOBU, deliberating in accordance with Articles 37, 41 and 49 of the Bank's statutes, after reviewing the report of the Auditor on the accounts of the 2017 financial year, unanimously approves this report.

Third resolution:

The Ordinary General Assembly of Shareholders of BANCOBU, deliberating in accordance with Articles 37, 41 and 49 of the Bank's statutes, after having been informed of the report of the Board of Directors and of the Auditor, unanimously approves the financial statements of the year 2017 comprising the balance sheet, the income statement, the statement of changes in equity and the cash flow statement as well as the net income which is set at 15,126,810,394 Burundian Francs.

Fourth resolution:

The income to be allocated is set at 15,532,150,566 Burundian Francs, the Ordinary General Assembly of Shareholders of BANCOBU, deliberating in accordance with Articles 37, 41 and 50 of the Bank's statutes, upon the proposal of the Board of Directors, unanimously approves the allocation of this income as follows:

■ Legal reserves:	BIF 280.585.451
■ Available optional reserves:	BIF 11.325.000.000
■ Dividends:	BIF 2.861.810.000
■ Royalties :	BIF 282.352.944
■ Performance bonus :	BIF 781.776.062
■ Balance brought forward :	BIF 626 109

Fifth resolution:

The Ordinary General Assembly of Shareholders of BANCOBU, deliberating in accordance with Articles 37, 41 and 49 of the Statutes of the Bank, after having approved the accounts of the Bank, unanimously gives discharge to the Directors for their management of the financial year 2017.

Sixth resolution:

The Ordinary General Assembly of Shareholders of BANCOBU, deliberating in accordance with Articles 37, 41 and 49 of the Statutes of the Bank, after having approved the Bank's accounts, unanimously gives discharge to the Auditor for the auditing of the financial year 2017.

Seventh resolution:

The Ordinary General Assembly of Shareholders of BANCOBU, deliberating in accordance with Articles 15, 37 and 41 of the Statutes of the Bank:

- Endorses the appointment of Mr. Gilbert NZEYIMANA, a Director appointed by the Shareholder KERMAS HOLDING LIMITED for a period of 4 years which will come to the end during the Ordinary General Assembly of Shareholders in 2022 deliberating on the accounts of the 2021 financial year.
- Appoints Mr. Emmanuel MIBURO, a Director appointed by the shareholder INSS, for a period of 4 years which will come to the end during the Ordinary General Assembly of Shareholders in 2022 deliberating on the accounts of the 2021 financial year.

Eighth resolution:

The Ordinary General Assembly of Shareholders of BANCOBU, deliberating in accordance with Articles 16, 37 and 41 of the Statutes of the Bank appoints the Firm GPO Partners as an Auditor of the Bank for a period of 2 years which will come to the end during the Ordinary General Assembly of Shareholders in 2020 deliberating on the accounts of the 2019 financial year. It sets its payment at 20,060,000 Burundian include all taxes per financial year.

Done in Bujumbura on March 9, 2018.

Members of the Bureau of the Ordinary General Assembly of Shareholders:

1. Madame **Léa NGABIRE**, President
2. Monsieur **Fabrice BANGEMU**, Scrutineer
3. Monsieur **Stanislas BANKIMBAGA**, Scrutineer
4. Monsieur **Gaspard SINDAYIGAYA**, Scrutineer
5. **GPO Partners**, Auditor.

First resolution:

The Extraordinary General Assembly of Shareholders of BANCOBU, deliberating in accordance with Articles 428, 430 and 437 of the Law 1/09 of May 30, 2011 related to the Code of Private and Public Companies and with Articles 7 and 8 of the statutes, approves the report of the Board of Directors on the increase of the registered capital decided during the Extraordinary General Assembly on March 21, 2014 and decides to close the issuance operation of the 121,000 shares.

Second resolution:

The Extraordinary General Assembly of Shareholders of BANCOBU, deliberating in accordance with Articles 428, 430 and 441 of the Law 1/09 of May 30, 2011 on the code of private and public companies and with Article 22 of the statutes, renews its delegation to the Board of Directors and provides it with the powers necessary to seek a strategic and financial partner of reference, with the obligation to report to it by describing the final conditions of the operation.

Third resolution:

The Extraordinary General Assembly of Shareholders of BANCOBU, deliberating in accordance with Articles 428, 430 and 437 of the Law 1/09 of May 30, 2011 on the code of private and public companies and with Articles 7 and 8 of the statutes, makes a decision of increasing the registered capital by an incorporation of reserves of 14,881,412,000 Burundian Francs and this capital shall amount to 33,196,996,000 Burundian Francs and the value of the share increases from 16,000 Burundian Francs to 29,000 Burundian Francs. It delegates the Board of Directors and provides it with the powers necessary to effect the corresponding modification of the statutes.

Fourth resolution:

In order to harmonize the statutes with the provisions of the law No. 1/17 of August 22, 2017 governing banking activities, the Extraordinary General Assembly of Shareholders of BANCOBU decides to amend the statutes by the amendment of the preamble and articles 16 and 20 and to amend the Management Agreement accordingly in its Articles 1.3, 4, 6, 7 and 8. It gives to the Board of Directors the mandate to proceed to the signing of the amended statutes, to their authentication and publication in the Official Newspaper of Burundi in accordance with the Law.

Done in Bujumbura on March 9, 2018.

Members of the Bureau of the Ordinary General Assembly of Shareholders:

1. Madame **Léa NGABIRE**, President
2. Monsieur **Fabrice BANGEMU**, Scrutineer
3. Monsieur **Stanislas BANKIMBAGA**, Scrutineer
4. Monsieur **Gaspard SINDAYIGAYA**, Scrutineer
5. **GPO Partners**, Auditor.

STATEMENT OF THE FINANCIAL POSITION (BALANCE SHEET)

	12/31/17	12/31/16	Annual variation	
	(in 000'BIF)	(in 000'BIF)	Amount	%
ASSETS				
Cash on hand and Central Bank (BRB)	39,259,721	12,656,762	26,602,959	210%
Other financial assets	12,539,423	3,468,095	9,071,328	262%
Hedging derivatives	0	0	0	0%
Available financial assets ready for sale	0	0	0	0%
Loans and receivables from banks and similar companies	11,547,598	15,425,045	-3,877,447	-25%
Loans and receivables from customers	154,643,852	126,801,886	27,841,965	22%
Financial assets held up to maturity	209,953,583	118,304,701	91,648,882	77%
Current and deferred tax assets	1,702,230	1,955,695	-253,466	-13%
Other assets	4,307,378	5,255,627	-948,250	-18%
Investments in affiliated companies	87,476	87,476	0	0%
Investment properties	4,574,931	4,394,865	180,066	4%
Tangible fixed assets	18,205,001	17,518,042	686,959	4%
Intangible fixed assets	2,741,642	2,656,681	84,961	3%
TOTAL ASSETS	459,562,833	308,524,875	151,037,958	49%

LIABILITIES				
DEBTS				
Central Bank (BRB)	143,199,511	52,042,900	91,156,611	175%
Debts towards banks and similar companies	17,739,953	13,782,496	3,957,457	29%
Debts to customers	235,637,111	201,219,498	34,417,613	17%
Current and deferred tax liabilities	2,117,356	2,210,367	-93,011	-4%
Other liabilities	7,911,079	1,160,565	6,750,514	582%
Provisions for risks and expenses	4,374,577	4,145,041	229,535	6%
Investment grants	941,901	1,001,119	-59,218	-6%
TOTAL DEBTS	411,921,488	275,561,986	136,359,501	49%
EQUITY				
Capital and related reserves	19,339,540	19,339,540	0	0%
Consolidated reserves	8,569,921	4,753,500	3,816,420	80%
Unrealized or deferred profits or losses	4,605,074	4,416,950	188,124	4%
Income of the year	15,126,810	4,452,898	10,673,913	240%
TOTAL CAPITAL AND RESERVES	47,641,345	32,962,889	14,678,456	45%
TOTAL LIABILITIES	459,562,833	308,524,875	151,037,958	49%

STATEMENT OF THE COMPREHENSIVE INCOME

ITEMS	12/31/17 (in 000'BIF)	12/31/16 (in 000'BIF)	Annual variation	
			Amount	%
Interests and assimilated incomes	42,697,862	30,548,863	12,148,999	40%
Interests and assimilated expenses	-9,654,461	-8,213,883	-1,440,578	18%
Net Interests	33,043,400	22,334,980	10,708,420	48%
Commissions (incomes)	6,911,419	5,946,142	965,277	16%
Commissions (expenses)	-418,143	-363,946	-54,197	15%
Net profits or losses in foreign currency	5,034,966	1,941,768	3,093,198	159%
Net profits or losses in financial investments	9,410	8,683	727	8%
Incomes from other activities	801,312	744,091	57,221	8%
Expenses on other activities	-80,421	-6,680	-73,741	1104%
Net banking income	45,301,943	30,605,038	14,696,905	48%
Staff expenses	-8,063,858	-7,390,412	-673,446	9%
Net depreciation and impairment of tangible and intangible fixed assets	-1,463,218	-1,389,943	-73,276	5%
Other general operating expenses	-5,581,744	-5,169,834	-411,910	8%
Gross operating income	30,193,123	16,654,849	13,538,274	81%
Net cost of risk	-14,580,686	-12,234,853	-2,345,833	19%
Operating income	15,612,437	4,419,996	11,192,440	253%
Net profits or losses in other assets	-110,163	327,275	-437,438	-134%
Income before tax	15,502,274	4,747,271	10,755,003	227%
Taxes on profits	-375,463	-294,373	-81,090	28%
Net income	15,126,810	4,452,898	10,673,913	240%
Net income per share	13	4	9	240%
Diluted net income per share	13	4	9	240%

NET INCOME	15,126,810	4,452,898	10,673,913	240%
-------------------	-------------------	------------------	-------------------	-------------

OTHER COMPONENTS OF THE GENERAL INCOME				
Unrealized profits or losses of available assets during the sale (IAS 39)	0	0	0	0%
Revaluation gaps of fixed assets (IAS 16 et 38)	0	0	0	0%
Others	405,149	-197048.708	602197.713	-306%
TOTAL GENERAL INCOME	15,531,959	4,255,849	11,276,110	265%
Total income per share	14	4	10	265%

STATEMENT OF CHANGE IN EQUITY : FINANCIAL YEARS : 2017 AND 2016

HEADINGS (in 000' BURUNDIAN FRANCS)	Capital	Reserves connected with the capital	Consolidated reserves	Unrealized profits	Income	Total of Equity
Equity at the end of 2015	18,315,584	1,023,956	2,155,932	5,290,664	2,150,244	28,936,380
Change of procedures and corrections of errors			0	0	0	0
Equity at the beginning of 2016	18,315,584	1,023,956	2,155,932	5,290,664	2,150,244	28,936,380
Allocation of the Income of 2015:						
Paid dividends, performance bonus, royalties					-489,334	-489,334
Increase of Capital						
Incorporation of reserves			1,360,038		-1,360,038	0
Others (detail in the attached notes)			300,872		-300,872	
Net income of the year					4,452,898	4,452,898
Sub-total : transactions among shareholders	18,315,584	1,023,956	3,816,843	5,290,664	4,452,898	32,899,944
Other components of the general income:						
Unrealized profits or losses on available assets during the sale						
Revaluation gaps of fixed assets				-133,142		-133,142
Others					-197,049	-197,049
Equity at the end of 2016	18,315,584	1,023,956	3,816,843	5,157,522	4,255,849	32,569,754
Change of procedures and corrections of errors			936,658	-740,572	197,049	393,135
Equity at the beginning of 2017	18,315,584	1,023,956	4,753,500	4,416,950	4,452,898	32,962,889
Allocation of the income 2016:						
Paid performance bonus, dividends and royalties					-2,236,281	-2,236,281
Increase of capital						
Incorporation of reserves			2,216,617		-2,216,617	0
Other variations (detail in the attached notes)			1,599,803		0	1,599,803
Net income of the year					15,126,810	15,126,810
Sub-total: transactions among shareholders	18,315,584	1,023,956	8,569,921	4,416,950	15,126,810	47,453,222
Other components of the general income:						
Unrealized profits or losses on assets available for sale						
Revaluation gaps of fixed assets				-217,025		-217,025
Others				405,149	0	405,149
Equity at the end of 2017	18,315,584	1,023,956	8,569,921	4,605,074	15,126,810	47,641,345

STATEMENT OF CASH FLOW

	31/12/2017 (in 000'BIF)	31/12/2016 (in 000'BIF)
Income before taxes	15,502,274	4,747,271
Net depreciation and amortization costs of tangible and intangible assets	1,463,218	1,389,943
Net depreciation and net allocation to provisions	-2,599,112	-716,988
Share of profit linked to equity method affiliates		
Net loss/profit of investment activities	-43,487	23,601
(Incomes)/expenses of funding activities	0	0
Other changes (Fluctuation of the exchange rate , investment revaluation)	-757,660	-1,542,096
Non- monetary elements included in the net income before tax and other adjustments	-1,937,041	-845,540
Cash flows related to transactions with banks and similar companies	7,834,904	11,329,704
Cash flows related to transactions with customers	9,733,559	28,352,599
Cash flows related to other transactions which impact the financial assets and liabilities	-91,648,882	-82,460,177
Cash flows related to other transactions that impact the non financial assets and liabilities	7,935,103	-2,827,941
-Paid taxes	-375,463	-294,373
Net decrease/(increase) of assets and liabilities generated by operational activities	-66,520,780	-45,900,188
Net total cash flows generated by the oprating activity (A)	-52,955,547	-41,998,457
Cash flows relating to financial assets and to investments		
Cash flows relating to tangible and intangible fixed assets	-2,408,676	-1,794,008
Net total cash flows relating to investment activities (B)	-2,408,676	-1,794,008
Cash flows from or intended to shareholders	-636,478	-96,199
Other net cash flows from funding activities	91,097,393	44,876,951
Net total cash flows relating to funding businesses (C)	90,460,916	44,780,752
Effect of change in exchange rates on cash and cash equivalents (D)	577,595	1,472,762
Net increase/(decrease)of cash and cash equivalents (A + B + C + D)	35,674,286	2,461,049
Cash and cash equivalents at the beginning	16,124,857	13,663,809
Cash on hand, central banks (asset and liabilities)	12,656,762	7,553,199
Accounts and loans/sight borrowed cash within banks and similar companies (asset and liabilities)	3,468,095	6,110,610
Cash and cash equivalents at the end	51,799,144	16,124,857
Cash on hand, central banks, CCP (asset and liabilities)	39,259,721	12,656,762
Accounts and loans/sight borrowed cash within banks and similar companies (asset and liabilities)	12,539,423	3,468,095
Variation of the net cash	35,674,286	2,461,049